

IES

BT ACCESSORIES



# Handset Cord

2.5 METRES (GREY)

Use to replace the existing plug-in handset cord between the handset and telephone unit.



IES



BT ACCESSORIES

# Handset Cord

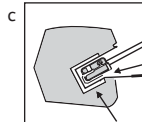
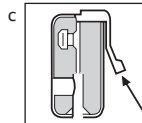
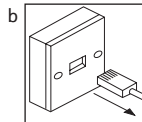
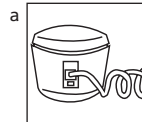
## 2.5 METRES (GREY)

### CONTENTS

- 2.5-metre handset cord
- Catch release tool

### INSTRUCTIONS

1. Check that the end of your handset has a socket like the one shown here. There will be a similar socket on the phone base (a).
2. Unplug the existing line cord from the phone socket (b). The connectors at the end of the existing handset cord will have a spring catch as shown (c).
3. Using the special catch release tool provided, disconnect the handset cord from the phone base by pushing back the spring catch and gently pulling the cord free (d). Disconnect the other end of the cord from the handset in the same way.
4. Connect the new cord simply by pushing the connectors into the sockets on the phone base and the handset. First connect the short tail end into the handset, then the long tail end into the phone base.
5. Reconnect your telephone line cord to the phone socket.



MADE UNDER GENERAL APPROVAL NUMBER NS/GP/1225/W/100025/GA25

### INFORMATION!

Length of cord quoted is typical and subject to manufacturing variations.

### ITEM

2.5-metre Handset Cord

### ITEM CODE

871574

### MADE IN

CHINA



5 016351 600559 >