



IES

BT ACCESSORIES

Line Cord

1 METRE (WHITE)

Replaces the existing line cord between telephone unit and socket.



BT ACCESSORIES



BT ACCESSORIES

Line Cord

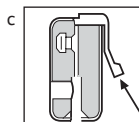
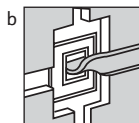
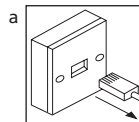
1 METRE (WHITE)

CONTENTS

- Line Cord 1-Metre (White)
- Catch release tool

INSTRUCTIONS

1. Unplug your telephone cord from the phone socket (a).
2. Locate the socket on the base of the phone where the line cord connects (b).
3. The connector at the end of the existing line cord has a spring catch as shown (c). Using the catch release tool provided, disconnect the line cord from the phone base by pushing back the spring catch and gently pulling the cord free.
4. Connect the new cord by simply pushing the connector into the phone base socket.
5. Reconnect your phone to the phone socket.



MADE UNDER GENERAL APPROVAL NUMBER NS/G/1235/W/100025/G/A25

INFORMATION!

For your safety we advise that if you are running cables you should take care to avoid any trip hazard, water ingress and proximity to mains cables. Length of cord quoted is typical and subject to manufacturing variations

ITEM

1-metre Line Cord White

ITEM CODE

871569

MADE IN

CHINA



5 016351 600603 >